

欢迎使用EBS-630A 定阻定压吸顶音箱，使用前请您仔细阅读说明书，以便能正确的操作使用。

若存在有疑问或者您有宝贵的建议，可通过拨打得胜官方服务热线400 6828 333 或微信扫描二维码关注得胜官方公众号与我们联系。



■ 产品特性

- EBS-630A 机型是2分频定阻定压两用专业级天花板嵌入式及吊装式多用途无源音箱，系统采用两分频全频段设计，箱体采用ABS面板+金属箱体，防潮，防水，耐紫外线的全天候工作材料设计
- 低音采用6.5口径防潮防水的复合材质振膜，高音采用1英寸蚕丝振膜，角度可调，整个系统声音温暖厚实，中音饱满，高音细腻柔和。系统设计采用目前最流行的无边框及网罩吸附式设计，安装及拆卸维修非常方便

■ 标准配置

EBS-630A×1
说明书×1

■ 适用场合

会议中心、酒店、餐厅、建筑背景音乐等多种用途

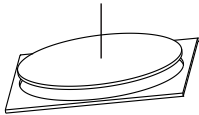
■ 技术参数

- 额定定阻功率：80W(AES)
- 额定定阻阻抗：8Ω
- 额定定压功率：70V (80/60/40/20/10 W) / 100V (80/60/40/20 W) (AES)
- 频率响应 (±3dB)：70Hz-20kHz
- 灵敏度 (1W/1M)：87dB
- 覆盖角：H110°×V110°
- 最大声压级：103dB
- 分频模式：无源二分频
- 分频点：3000Hz
- 安装方式：嵌入式安装/吊装安装
- 安装开孔尺寸：246mm圆孔
- 安装深度：176mm
- 接线方式：凤凰插
- 表面处理：黑色
- 高频：1寸蚕丝膜、钹磁、可旋转高音单元
- 低频：6.5"×1 (25芯)，80磁钢(聚丙烯)复合盆胴体+NBR丁腈橡胶悬边单元
- 规格：φ278mm×H176mm
- 净重：3.3Kg

■ 产品安装

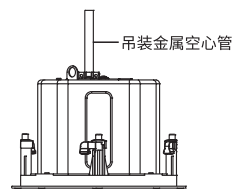
① 嵌入式安装

此圆形纸板用来安装音响开孔使用，外径246mm



螺丝刀顺时针方向对4颗脚架螺丝转动为紧固音响
螺丝刀逆时针方向对4颗脚架螺丝转动为拆卸音响

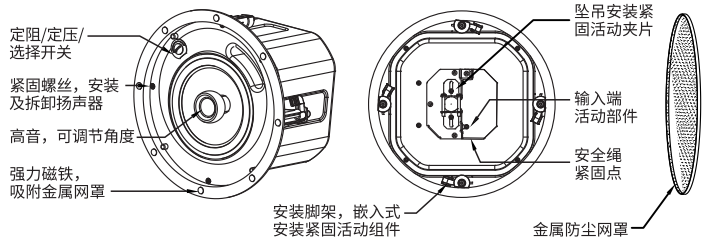
② 坠吊安装



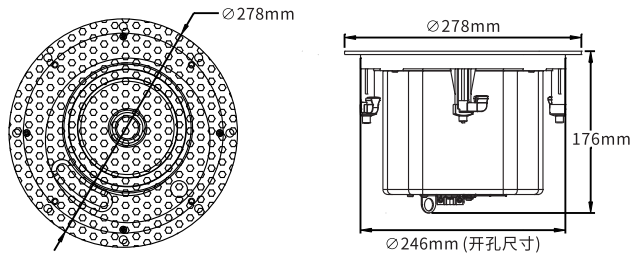
音响紧固后将金属网罩吸附在面板上

警示：无论哪种安装方式安全绳都务必紧固在龙骨或吊杆上

■ 产品图示



■ 产品尺寸图



■ 安全警示

为避免电击、高温、着火、辐射、爆炸、机械危险以及使用不当等可能造成的人身伤害或财产损失，使用本产品前，请仔细阅读并遵守以下事项：

1. 使用产品时请确认所连接设备与本产品功率是否匹配以及合理调整设备音量大小，不要在超过产品功率及大音量下长时间使用，以免造成产品异常；
2. 使用中若发现有异常（如冒烟、异味等），请立即关闭电源开关并拔掉电源插头，然后将产品送经销商检修；
3. 本产品及配件都应放置在室内干燥通风处，勿长期存放在潮湿、灰尘多的环境，使用中避免靠近火源，雨淋、进水、过度碰撞、抛掷、振动本机及覆盖通风孔，避免损坏其功能；
4. 若产品需要固定于墙壁或天花板上时，请确保固定到位，防止因固定强度不足导致产品发生跌落危险；
5. 使用该产品时需遵守相关安全规定，法律法规明确禁止使用场合请勿使用产品，以免导致意外事故；
6. 请不要自行拆机改装或维修，以防止出现人身伤害，如有问题或服务需求请联系当地经销商跟进处理。



仅适用于海拔2000米以下地区使用



仅适用于非热带气候条件下使用

注意事项：

1. 本单为保修凭证，请用户妥善保管，如有遗失，恕不保修或退换。
2. 保修期限：购买之日起十二个月内。
3. 除了不可抗力事件损坏外，由本公司负责，免费维修。
4. 如属保管不善或使用不当造成的损坏，维修点将酌情收费。
5. 擅自拆卸维修者，不予保修。
6. 以上保修条款仅限于中国市场适用（不包含港澳台地区）。

产品服务保证书

姓名：_____ 电话：_____ 地址：_____

商品：_____ 型号：_____ 购买日期：_____ 年 _____ 月 _____ 日

维修记录栏 (由维修员填写)	维修员签名	日期

◆ 广东得胜电子有限公司 ◆ 电话：400-6828-333 ◆ 地址：广东省惠州市博罗县龙溪街道富康一路2号



Thank you for purchasing EBS-630A Fixed-Impedance/Voltage Ceiling Speaker. In order to correctly use the device, please read the manual carefully. If you have any questions or suggestions, please contact our local dealer.

■ Features

- Professional, passive, two-way, full-range, fixed-impedance/voltage ceiling speaker that can be embedded or suspended. Utilizes ABS panel + metal cabinet, all-weather-proof material against moisture, water, and UV.
- One 6.5" woofer with moisture/water-proof composite diaphragm, and 1" silk-dome tweeter with adjustable angle, producing rich mids, delicate highs and an overall warm sound. Popular borderless design and magnetic grille, extremely easy for installation and removal.

■ Standard Configuration

- 1 * EBS-630A
- 1 * User Manual

■ Applications

BGM in hotel/restaurant/building/conference center.

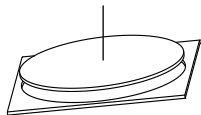
■ Technical Specifications

- Rated Power: 80W (AES)
- Rated Impedance: 8Ω
- Rated Voltage Power: 70V (80/60/40/20/10W) / 100V (80/60/40/20W) (AES)
- Frequency Response (± 3 dB): 70Hz-20kHz
- Sensitivity (1W/1M): 87dB
- Coverage Angle: H110°*V110°
- Max SPL: 103dB
- Crossover: two-way, passive
- Crossover Frequency: 3000Hz
- Installation Method: embedded/suspended
- Cut-out Size: $\varnothing 246$ mm circle
- Installation Depth: 176mm
- Connection: phoenix plug
- Finish: black
- HF: 1" tweeter with silk dome, Nd magnet, rotatable angle
- LF: 6.5" * 1 driver (25mm voice coil) with 80mm magnet, (PP) composite cone + NBR surround.
- Dimensions: $\varnothing 278$ mm*H176mm
- Net Weight: 3.3Kg

■ Installation

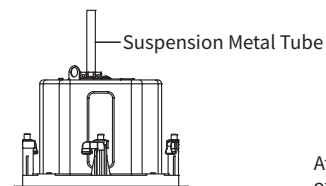
① Embedded Installation

Use the cardboard to cut an opening, at 246mm outer diameter.



Turn clockwise to tighten the 4 screws around the speaker frame; or Turn counterclockwise to loosen them for speaker removal.

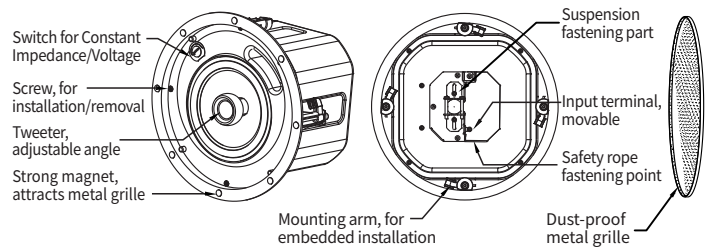
② Suspended Installation



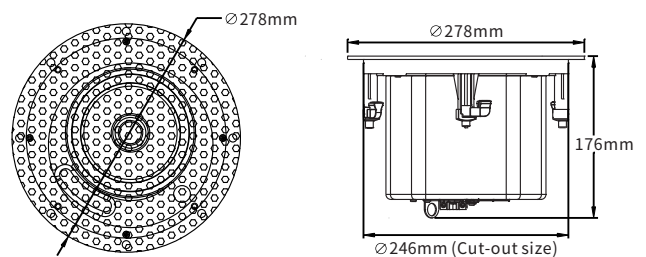
Attach the metal grille on top of the installed speaker.

Warning: Regardless of the installation method, the safety rope must be fastened to the keel or suspender.

■ Illustration



■ Dimensions



■ Safety Instructions

To avoid electric shock, overheat, fire, radiation, explosion, mechanical risk and injury or property loss due to improper use, please read and observe the following items before use:

1. Please check if the power of the connected equipment matches with that of this product before operation. Adjust the volume to proper level during operation. Do not operate at over-power or high-volume level for extended time to avoid product malfunction or hearing impairment.
2. If there is any abnormality during use (e.g., smoke, strange odor), please kill the power switch and unplug from power source, then send the product to the local dealer for repair.
3. Keep this product and its accessories in a dry and ventilated area. Do not store in a humid or dusty area for extended time. Keep away from fire, rain, liquid intrusion, bumping, throwing, vibrating, or from blocking any ventilation openings, to prevent malfunction.
4. The product must, when installed on walls or ceilings, be fixed firmly in place at adequate strength to prevent from falling.
5. Please abide by safety rules during operation. Do not use the product in places prohibited by laws or regulations to avoid accident.
6. Do not disassemble or repair the product by yourself to avoid injury. If you have any questions or require any services, please contact our local dealer.



Suitable only for altitudes below 2,000m



Suitable only for non-tropical climates